BIRLA opus PAINTS

ADITYA BIRLA PAINTS

Product Code 941002

One Pure Elegance Shine

Preserve the beauty of your walls effortlessly with **Excellent Scuff and Stain Resistance**

PRODUCT FEATURES AND BENEFITS#

Excellent Scuff Resistance

Resists furniture drag marks to ensure long lasting beauty.

Noteworthy Smoothness

Provides silky smooth and luxurious finish to your walls.

Excellent Stain Resistance

Resists variety of household stains to maintain the beauty of your walls.

Anti-Bacterial

Kills 99.9% bacteria.

Other Features

1. Ultra High Sheen
2. Low Odour & VOC
3. High Spatter Resistance
4. Great Washability
5. Easy and Fast Application
6. Roller-Friendly Paint
7. Anti-Fungal

PRODUCT DETAILS

HIGH SHINE FINISH

COVERAGE

140-160 sq ft/L for 2 coats

Only on non-porous surface with correct surface preparation using recommended primer and with correct deposition.



Actual coverage may change from the mentioned coverage depending on the method of application and surface condition.

2300+ SHADES# AVAILABLE

PACKS AVAILABLE

AVAILABLE BASES

White, Pastel, Clear, Mid-Tone, Yellow, and Red.

PROCESS TO APPLY (PRE-PAINTING STEPS)

Plaster



New masonry surfaces must be allowed to cure completely. The recommended curing period is 28 days for new masonry surfaces while ensuring that they are water cured on a daily basis.

Dampness



The moisture level for any surface that is to be painted should be below 16%. Post checking for dampness, appropriate treatment of the damp surface should be carried treating the fundamental cause fo the dampness.

Cleaning

The surface should be cleaned for any presence of loose paint, dust, or grease. Growth of fungus, algae or moss should be removed by wire brushing and water or by bio-wash. When the underlying surface exhibits chalkiness, please use water curing for some time and then apply a layer of Birla Opus One Pro Smooth Primer or equivalent Birla White interior Primer before topcoat application.

Cracks

Fill surface cracks of up to 5 mm width & 3 mm depth using Birla Opus Alldry Crack Master, applied as per instructions given in the latest PIS before further steps. Loose plaster, structural cracks, etc. need to be treated as per standard construction practices.

Version No. BO17/01/2025. For more details, please visit www.birlaopus.com or refer to the product warranty document.
Kindly note that this datasheet supersedes all preceding versions.
© Copyrighted content - all rights reserved

PROCESS TO APPLY (PAINTING STEPS)

Sanding

Allow the freshly plastered surface to cure completely. Remove loose paint, dust/dirt etc. with sandpaper no. 180 and wipe the surface clean.

Primer Application

Apply one coat of Birla Opus One Pro Smooth Primer or equivalent Birla White interior Primer. The primer should be mixed with water in the recommended ratio. After the application ensure a drying time of 6 hours.

Putty Application

Smoothen the surface by filling undulations with 2 coats of Birla Opus One Pro Smooth Putty or equivalent Birla White interior Putty. Allow it to dry for 4-6 hours between successive coats. Apply third coat of putty ifrequired and then sand with sandpaper no. 320, and wipe the surface.

Primer Application

Apply 1 coat of Birla Opus One Pro Smooth Primer or equivalent Birla White interior Primer and allow it to dry for 4-6 hours. Sand the surface using sandpaper no. 400, post which wiping the surface will be required.

Topcoat Application

Use 1L paint mixed with 400-500 ml of water and apply 2-3 coats by using brush followed by foam roller for optimal results. The time between successive coats should be 4-6 hours.

PROCESS TO APPLY (POST-PAINTING CARE)

- Ensure dry dust cleaning at regular intervals.
- While cleaning, wipe gently without intense pressure.
- Give 2 weeks of drying time post application of paint before wet-cleaning the wall.
- Use 5% detergent solution to clean stains from the wall using a soft cotton cloth or sponge. Stains are best removed within 4 hours.

TECHNICAL INFORMATION

Shelf-Life: 36 months

Drying Time: Surface dry time 30 minutes*

*May vary according to temperature and humidity.

Sheen Levels (on glass plate): 36-50* at 60 deg GH*

*as per recommended internal test method and conditions.

Volatile organic compound (VOC) level in White and bases <50 gm/l

Flash point IS101/1987 Part 1, Sec 6: Not Applicable

Stability of thinned paint: To be used within 24 hours.

Recoating Time: 4-6 hours after the first coat.

SAFETY ASPECTS

- Do not apply when ambient temperature is below 10°C or might drop to a level below this within 4 hours of application
- Do not apply if humidity > 90%
- Wear dust mask during application, sanding, and cleanup.
- Do not over-thin or over-extend the brush.
- Stir well and strain before use.
- New plaster should be allowed to cure for minimum 28 days.
- Ensure adequate ventilation during application and drying.
- Avoid prolonged or repeated contact with eyes. In case of contact with eyes, rinse immediately with a plenty amount of water, and seek medical advice.
- Refrain from disposing leftover paint down the drain or in water bodies.
- Lead content does not exceed more than 90 parts per million.
- No added Mercury, Chromium, and Arsenic compounds.

Version No. BO17/01/2025. For more details, please visit www.birlaopus.com or refer to the product warranty document.
Kindly note that this datasheet supersedes all preceding versions.
© Copyrighted content - all rights reserved

Anti-Bacterial

- As per in-house microbiology test report (As per JIS Z 2801) & anti-bacterial testing certified by Biotech Testing Services Labs, Mumbai. It kills 99.9% of Staphylococcus aureus, Escherichia coli & Pseudomonas aeruginosa bacteria.

Anti-Fungal

- As per Anti-Fungal Chamber Test Method.

Low VOC

- As per in-house test report (test method- ASTM D6886:2018)

**All the comparison has been made for the respective white base only"

For further details, please reach out to our customer care via either of the following methods:
Contact number: 1800-120-1234, Email ID: opuscare@adityabirla.com

© Copyrighted content - all rights reserved