PRODUCT CODE 943700

ADITYA BIRLA PAINTS

STYLE PRO HIDE PRIMER

WATER THINNABLE INTERIOR PRIMER

Covers marks & spots through superior# hiding

PRODUCT BENEFITS & FEATURES#

SUPERIOR HIDING
Covers marks and spots so that your painted walls look wonderful with no ugly spots

SAVES TOPCOAT
Get final finish without multiple coat of topcoats

SUPERIOR WHITENESS
Enhances the whiteness of final finish

IMPROVED ADHESION
Ensures high bonding between substrate and paint film

OTHER FEATURES
- Easy application
- Low odour
- Good coverage
- Chalking Resistant
- Alkali resistant

PRODUCT DETAILS

MATT

BASES AVAILABLE :
WHITE

COVERAGE

16.72-18.58 sq.m/L#
(180-200 sq.ft/L#) for 1 coat

PACKS AVAILABLE

TECHNICAL INFORMATION

Shelf Life
36 months from date of manufacture

Flash point IS101/1987 Part 1, Sec 6
Not Applicable

Drying Time
Surface dry time 30 minutes.* Recoating time : 4-6 hours*
*May vary according to temperature & humidity

Shelf life of thinned paint
To be used within 24 hours

Version No. PHP0002/05/2024

For more details, please visit www.birlaopus.com. Warranty on Primer is subject to application of Style Interiors topcoat, customer may refer to specific topcoat warranty document.

Kindly note that this datasheet supersedes all preceding versions.

© Copyrighted content - all rights reserved.

BIRLA opus PAINTS

ADITYA BIRLA PAINTS

PROCESS TO APPLY

PRE PAINTING STEPS

1. Plaster
New masonry surfaces require complete curing. It's recommended to water-cure daily for 28 days



2. Cleaning
Clean surface thoroughly, removing loose paint, dust, or grease. Remove fungus, algae, or moss with wire brushing and water



3. Chalky Substrates
In case of chalkiness on the bare concrete surface, initiate water curing followed by application of Birla Opus Alldry Salt Seal Primer before surface preparation

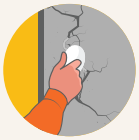

4. Filling of Cracks
To fill cracks up to 5mm width & 3mm depth, use Birla Opus Alldry Crack Master. For larger cracks, use a 1:4 ratio of cement to river sand for plastering. For extensive cracks, consult a structural engineer for repair before painting

5. Filling of Holes and Dents
To repair dents and holes, choose between cement putty or a combination of white cement and fine sand, mixed at a 1:3 ratio

6. Special Instructions for Interior
Before applying to interior surfaces with continuous seepage or dampness, address and rectify the source of leakage

PAINTING STEPS

1. Primer Application
For both freshly plastered or repainting surface, apply one coat of Birla Opus Pro Hide primer by thinning 1 litre of primer with 1 litre of water and allow it to dry for minimum 4 hours.
Apply using brush/roller/spray

2. Putty Application
Smoothen the surface by filling dents and undulations with 2 thin coats of Birla Opus One Pro Smooth Putty/equivalent Birla White Putty using putty knife. Allow it to dry for 4–6 hours after each coat. Apply third coat of putty if required. Sand with sandpaper and wipe it

3. Primer Application
Apply one more coat of Birla Opus Pro Hide primer by thinning 1 litre of primer with 1 litre of water and allow it to dry for minimum 4 hours.
Apply using brush/roller/spray

4. Topcoat Application
Dilute the topcoat with water as per recommended dilution ratio and apply 2-3 coats with brush/roller/spray. A gap of 4-6 hours to be given after each coat to dry

POST PAINTING CARE

Ensure dry dust cleaning at regular intervals

While cleaning, wipe gently without intense pressure

Give 2 weeks of drying time post application of paint before cleaning the wall with a dry/damp cloth.

PRECAUTIONS & SAFETY ASPECTS

- Mix well before use and do not over dilute
- Avoid application of paint, if ambient temperature is below 10°C or expected to drop within 4 hours. Do not apply if relative humidity is higher than 90%
- The container should be stored in upright position in a cool and dry place which is shaded from sunlight. Ensure the lid is tightly closed when not is use
- Avoid contact with food items and keep away from children
- Caution : Swallowing may cause harm, seek immediate medical attention
- Use Eye protection while applying. If eye contact occurs, rinse thoroughly and seek medical guidance
- If skin comes into contact, wash immediately with soap and abundant water. If irritation persists, seek medical attention
- Avoid inhaling vapor or spray. Use a nose pad during sanding and surface preparation to avoid dust exposure
- Dispose off unused paint responsibly. Avoid pouring it into drains or water bodies
- If spill occurs, use sand or soil to contain it
- Lead content does not exceeds more than 90 parts per million
- Refer to the Material Safety Data Sheet (MSDS) for detailed safety instructions on paint handling, available upon request

Version No. PHP0002/05/2024

For more details, please visit www.birlaopus.com. Warranty on Primer is subject to application of Style Interiors topcoat, customer may refer to specific topcoat warranty document.

Kindly note that this datasheet supersedes all preceding versions.

© Copyrighted content - all rights reserved.

BIRLA opus PAINTS

ADITYA BIRLA PAINTS

#TERMS & CONDITIONS

Coverage Values
Basis internal lab results

Surface preparation & painting steps for each product should be followed as recommended in its Product Information Sheet (PIS)

Actual coverage may change from the mentioned coverage depending on the method of application and surface condition

Superior Whiteness
Against majority of the players in the same economy product category, basis internal lab tests

Superior Hiding/Opacity
Against majority of the players in the same economy product category, basis internal lab tests

Improved Adhesion
Adhesion improvement against non-usage of primer before applying topcoat

For further details, please reach out to our customer care via either of the following methods:
Contact number: 1800-120-1234, Email ID: opuscare@adityabirla.com

For more details, please visit www.birlaopus.com. Warranty on Primer is subject to application of Style Interiors topcoat, customer may refer to specific topcoat warranty document.
Kindly note that this datasheet supersedes all preceding versions.
© Copyrighted content - all rights reserved.

BIRLA opus PAINTS